

Desktop: How to Upload Presenter Image And Avatar


Q: What is a Presenter image?

A: The image which displays in Pane 1 when the Current Presenter is not video streaming. This can be an image of the person, company logo, etc.

Q: What is an Avatar?

A: The image which displays when you hover a participant's name.

To add these image to your profile, go to www.jigsawme.com and choose “Host” or “Join” and login.



From the My Sessions page, choose “Edit Profile”.

The screenshot shows the top navigation bar of the 'My Sessions' page. The navigation bar is a dark purple horizontal bar with five white text links: 'CREATE SESSION', 'CLONE SESSION', 'MANAGE ASSETS', 'MANAGE PARTICIPANTS', and 'EDIT PROFILE'. The 'EDIT PROFILE' link is highlighted with a red rectangular border. Below the navigation bar, the user is greeted with 'Welcome, Jigsaw' and a 'Choose your company:' dropdown menu currently set to 'Jigsaw'. To the right of the dropdown is a dark blue button labeled 'Test Your Computer'. Below these elements is the 'My Sessions' section header. Underneath the header are three tabs: 'Upcoming Sessions' (highlighted in blue), 'Past Sessions' (grey), and 'Recorded Sessions' (grey). The main content area below the tabs displays the text 'No Upcoming Sessions' in a large, bold, dark grey font.

Edit Profile

You avatar was successfully uploaded and assigned.

Personal Profile Information

Email Address:	<input type="text" value="Jigsawtrainer@jigsawme.com"/>	Country:	<input type="text" value="United States"/>
Password:	<input type="password" value="*****"/> <small>(Valid characters: A-Z, a-z, 0-9, ".","")</small>	State/Region:	<input type="text" value="Arizona"/>
Confirm Password:	<input type="password"/>	City:	<input type="text" value="Phoenix"/>
First Name:	<input type="text" value="Jigsaw"/>	Time Zone:	<input type="text" value="(UTC-07:00) Mountain Time"/>
Last Name:	<input type="text" value="Trainer"/>		

Critical elements are required to ensure accuracy of your session. They are country, state/region, city and time zone. This information places you on the map and ensures the correct time of your session is reflected based on your time zone.

Save Close

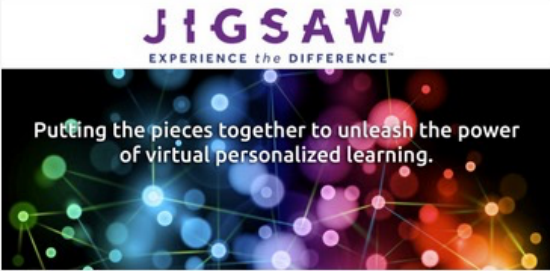
Upload Your Presenter Image

Browse... No file selected.

Upload Presenter Image

Delete Presenter Image

*Allowed File Types: .jpg, .jpeg, .gif, .png




Upload Your Avatar

Browse... No file selected.

Upload Avatar

Delete Avatar



*Allowed File Types: .jpg, .jpeg, .gif, .png. Please have in mind that uploaded image will be shrink to dimensions 100 X 100 pixels if it is larger.

To upload the images, Browse > Upload Presenter Image / Upload Avatar.

Once the image(s) are uploaded, choose "My Sessions".